

ORIOLE

Operating Room Intelligence
on-line environment



Reporting Sampler



Redwing Business Intelligence Ltd

25th February 2015

Version 1.1

Summary

This paper provides a *flavour* of ORIOLE reporting. It is a set of extracts from the full ORIOLE Reporting Manual. It provides some examples of the kind of things to expect from ORIOLE business intelligence.

The ORIOLE business user is initially presented with a

- Home Screen and various dashboards

ORIOLE reporting is accessed from the menu on the Home Screen, and is divided into four main groups:

- Theatre Sessions
- Theatre Cases
- Data Quality
- Error Reporting

There are some additional groups, also accessed from the menu:

- Staff Reporting
- IMS / CJD Trace

Many reports serve multiple purposes.

Many reports, for example, are by theatre . . . or by Specialty. . . or by Consultant.

Theatre reports are typically selectable by All theatres, or by a specific theatre unit.

Some reports are for a specific date period, such as a given month. Others are for a date range. In all cases, intelligent defaults are supplied (such as *last week*) but these may be changed as desired.

Some reports have + and – buttons to show/hide details as appropriate.

Many reports have a graphical summary as the first page, and tabular details to follow. Some reports are hyperlinked to sub-reports to show more details.

In short, the 40+ ‘canned’ reports supplied are in effect equivalent to **well over 400** traditional fixed reports. Further, these reports may be modified, enhanced, and customised as required by the business user to provide one method of self-service business intelligence. All reports have built-in Report Builder capabilities. The ORIOLE Self-Service Manual documents this in more detail.

All reports come with export to many format capabilities as standard.

All reports come with a subscription capability as standard, so that business users can get automatic delivery on a pre-defined schedule..

Theatre Sessions Group

This group of reports provide analytics and detail at the level of Theatre Sessions.

Summary

- TF01 Elective Care Division Theatre Report (Full Month)
- TF02 Elective Care Division Theatre Report (Mon to Fri)
- TF10 Early and Late Starts and Finishes Summary
- **TF11 Early Finishes - shown later**
- TF12 Early Starts
- TF13 Late Starts
- TF14 Late Finishes
- TF15 Late Finishes Charts
- **TF16 Late Starts Charts - shown later**
- TF17 Early Finishes Charts
- TF20 Monthly Session Closures
- TF21 Weekly Session Closures
- **TF41 Session Utilisation For Main Theatres - shown later**

Theatre Sessions > Sorted by Report ID

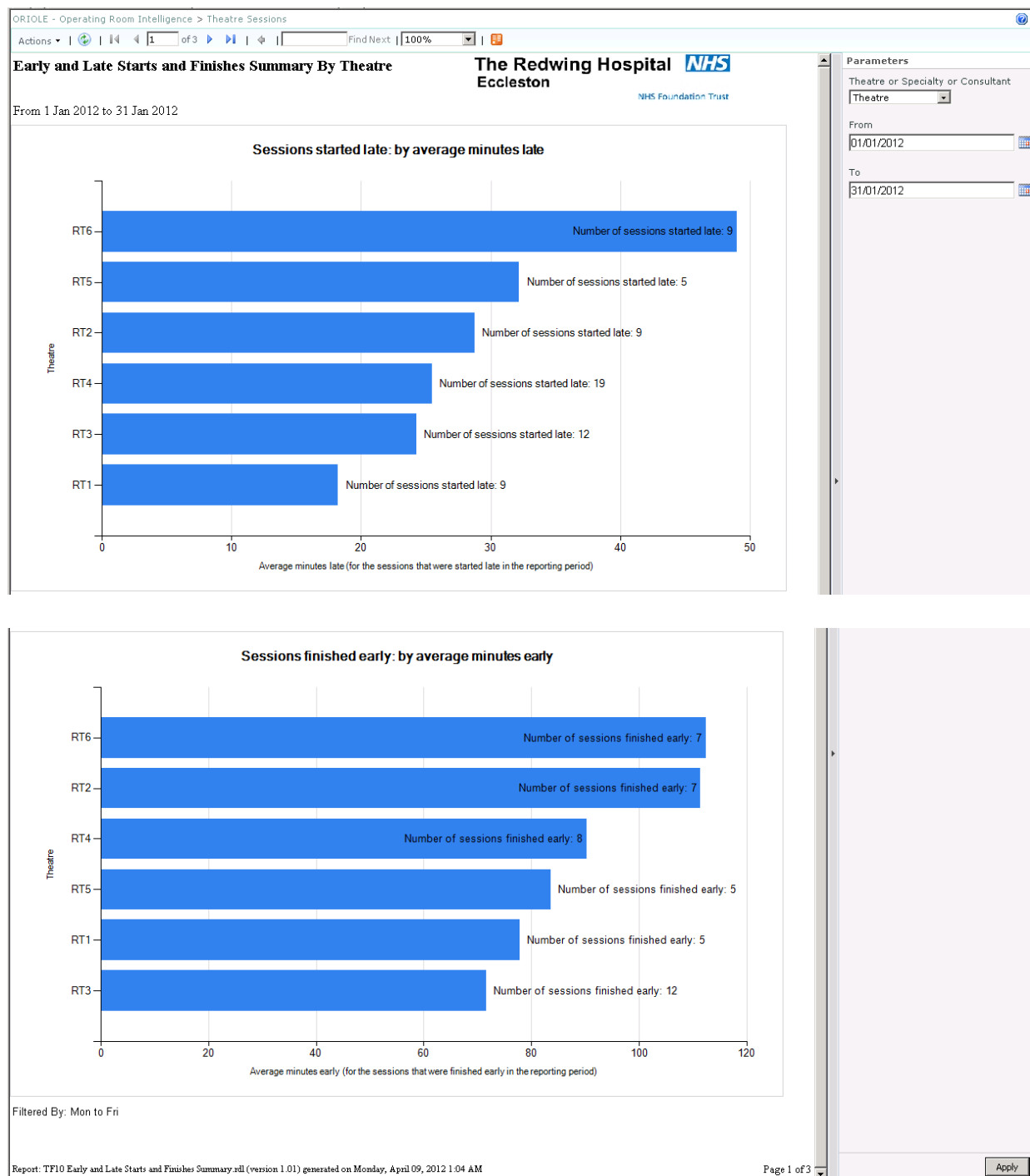
Counts and Utilisation; early and late starts; early and late finishes

Name
TF01 Elective Care Division Theatre Report (Full Month)
TF10 Early and Late Starts and Finishes Summary
TF11 Early Finishes
TF12 Early Starts
TF13 Late Starts
TF14 Late Finishes
TF15 Late Finishes Charts
TF16 Late Starts Charts
TF17 Early Finishes Charts
TF20 Monthly Session Closures
TF21 Weekly Session Closures
TF32 Sessions Timetable
TF41 Session Utilisation For Main Theatres

[Add document](#)

TF10 Early and Late Starts and Finishes Summary

This a multi-part report




It is parameter-driven. The required parameters are:

- (Select major grouping) Choose one of Theatre, or Specialty, or Consultant
- Date From and Date To. Default is last week, but anything can be chosen.

ORIOLE - Operating Room Intelligence > Theatre Sessions

Actions | [Icons] | 3 of 3 | Find Next | 100% | [Icon]

Early and Late Starts and Finishes Summary By Theatre

The Redwing Hospital **Eccleston**  NHS Foundation Trust

From 1 Jan 2012 to 31 Jan 2012

Theatre	Session Count	Planned Session Time	Actual Run Time	Early Starts	Early Start Mins	Late Starts	Late Mins	Early Finishes	Early Finish Mins	Late Finishes	Late Finish Mins
RT1	16	6480	5677	4	23	9	164	5	389	4	214
RT2	12	5820	4879	2	62	9	259	7	780	2	81
RT3	18	6750	5682	3	37	12	291	12	859	1	37
RT4	30	7135	6948	7	153	19	484	8	722	12	922
RT5	15	3810	3239	7	223	5	161	5	418	3	226
RT6	21	5460	3895	7	56	9	441	7	787	4	302
Total	112	35455	30320	30	554	63	1800	44	3955	26	1782

Filtered By: Mon to Fri

Report: TF10 Early and Late Starts and Finishes Summary.rdl (version 1.01) generated on Monday, April 09, 2012 1:04 AM

Page 3 of 3

Parameters

Theatre or Specialty or Consultant
Theatre

From
01/01/2012

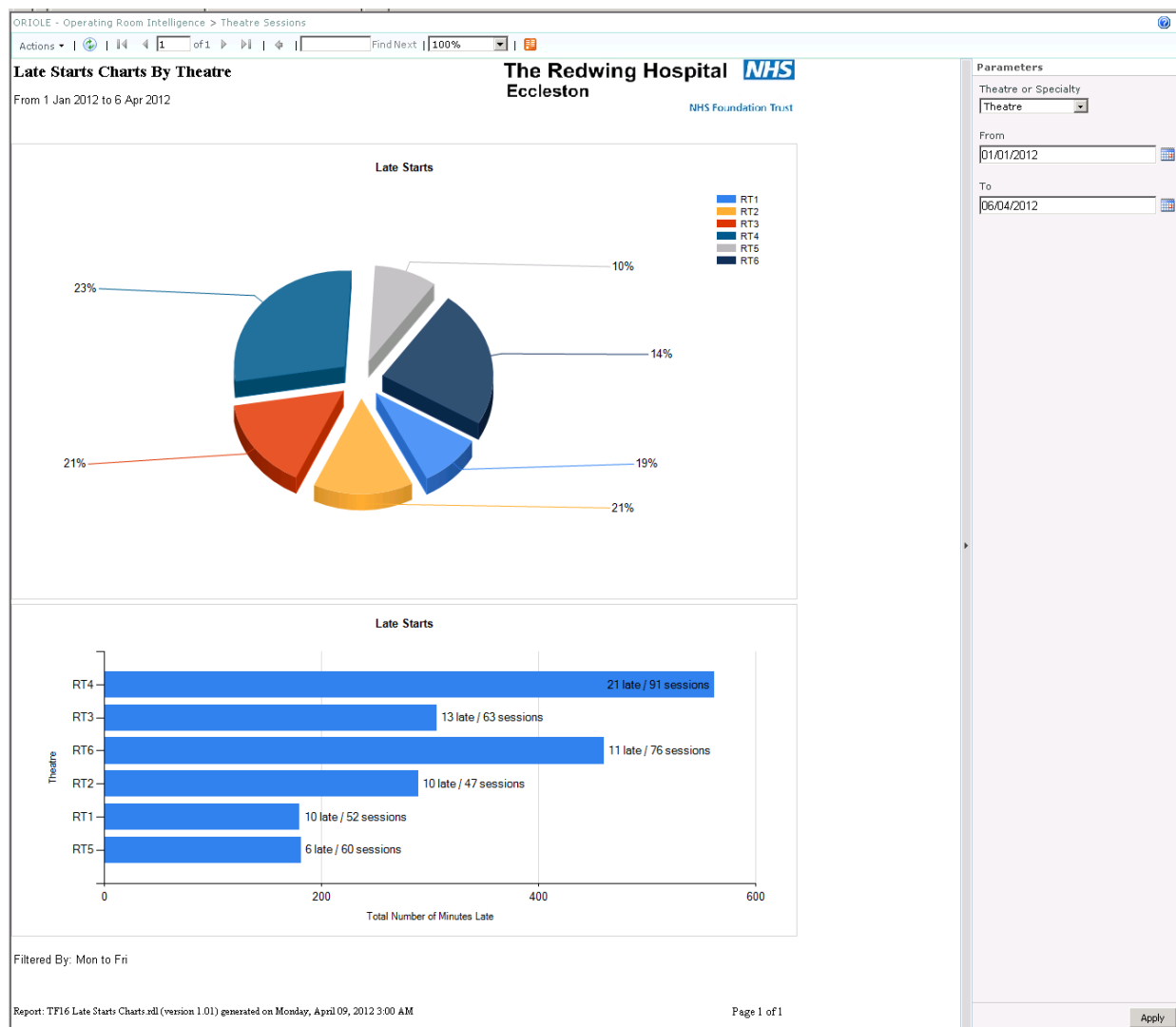
To
31/01/2012

All these reports follow the same style:

- The first page is a summary graph.
- Subsequent pages are tabular numbers.
- Where appropriate, there are + and – indicators for showing/hiding details.
- Where appropriate, there are links to more detailed sub-reports.

TF16 Late Starts Charts

This is a multi-part report. It is for Main Theatre Suite only.



It is parameter-driven. The required parameters are:

- (Select major grouping) Choose one of Theatre, or Specialty
- Date From and Date To. Default is last week, but anything can be chosen.

TF41 Session Utilisation For Main Theatres

This is a multi-part report. It is for Main Theatre Suite or Day Surgery only.

It can be viewed in summary form:

ORIOLE - Operating Room Intelligence > Theatre Sessions

Actions | | | | 1 of 1 | Find Next | 100%

Session Utilisation For Main Theatres

July 2011

The Redwing Hospital **Eccleston**
NHS Foundation Trust

Parameters
Month
July 2011

	Funded Sessions	Planned Sessions	Open Sessions	Planned Closures	Unplanned Closures	Session Length	Planned Session Length	Open Session Length	Run Time	Treatment Time	Funded Sessions Planned	RT OSL Ratio	TMT RT Ratio	RT PSL Ratio
Total	293	283	260	10	23	69765	67605	60795	50181	48819	97%	83%	97%	74%

Filtered By: Mon to Fri

Report: TF41 Session Utilisation For Main Theatres.rdl (version 1.01) generated on Monday, April 09, 2012 3:47 AM

Page 1 of 1

Or in detail form (by clicking on the + symbol to show the hidden details):

ORIOLE - Operating Room Intelligence > Theatre Sessions

Actions | | | | 1 of 1 | Find Next | 100%

Session Utilisation For Main Theatres

July 2011

The Redwing Hospital **Eccleston**
NHS Foundation Trust

Parameters
Month
July 2011

	Funded Sessions	Planned Sessions	Open Sessions	Planned Closures	Unplanned Closures	Session Length	Planned Session Length	Open Session Length	Run Time	Treatment Time	Funded Sessions Planned	RT OSL Ratio	TMT RT Ratio	RT PSL Ratio
BALLARD	9	9	6		3	1980	1980	1530	1173	1098	100%	77%	94%	59%
BEGAY	7	7	7			1740	1740	1740	1500	1585	100%	89%	102%	89%
BELLAMY	5	4	4	1		1200	990	990	698	630	80%	71%	90%	71%
BOND	2	2	2			420	420	420	331	357	100%	79%	108%	79%
BRADFORD	4	4	4			840	840	840	585	551	100%	70%	94%	70%
CALLOWAY	1	1	1			210	210	210	322	338	100%	153%	105%	153%
CAUDILL	2	2	2			420	420	420	369	392	100%	88%	106%	88%
CHAMPION	6	6	6			1290	1290	1290	795	802	100%	62%	101%	62%
CHASE	8	8	8			1860	1860	1860	1545	1343	100%	83%	87%	83%
CODY	10	10	10			2340	2340	2340	2358	2427	100%	101%	103%	101%
CROUCH	3	3	3			630	630	630	573	534	100%	91%	93%	91%
DICKSON	8	8	8			2070	2070	2070	1538	1748	100%	75%	112%	75%
DUARTE	3	3	3			630	630	630	471	558	100%	75%	118%	75%
EASTMAN	14	13	11	1	2	3540	3330	2760	2259	2178	93%	82%	96%	68%
ENGLAND	5	5	4		1	1050	1050	840	706	704	100%	84%	100%	67%
ESCOBAR	2	2	2			420	420	420	235	212	100%	56%	90%	56%
WILKES	1	1	1			210	210	210	192	181	100%	91%	94%	91%
WISEMAN	3	3	3			630	630	630	602	640	100%	96%	106%	96%
WOODALL	1	1	1			210	210	210	143	144	100%	68%	101%	68%
Total	293	283	260	10	23	69765	67605	60795	50181	48819	97%	83%	97%	74%

Filtered By: Mon to Fri

Report: TF41 Session Utilisation For Main Theatres.rdl (version 1.01) generated on Monday, April 09, 2012 3:47 AM

Page 1 of 1

Apply

It is parameter-driven. The required parameters are:

- Month. Default is last month.

Note that **all** possible calculations and ratios with regard to session utilisation can be calculated from this information.

In fact, they *are* indeed calculated, they are stored within the data warehouse, and all possible reporting can be produced from them.

ORIOLE - Operating Room Intelligence > Theatre Cases

Actions | 2 of 2 | Find Next | 100%

Theatre Case Count By Theatre Case Specialty

19 February 2012 to 25 February 2012

All

All

The Redwing Hospital

Eccleston

NHS Foundation Trust

Specialty Desc	Mon	Tue	Wed	Thu	Fri	Total
General Surgery	3	4	15	9	14	45
Gynaecology	3	9	9	9	12	42
Urology	0	4	19	17	7	47
ENT	0	1	2	10	2	15
Trauma & Orthopaedics	0	12	8	11	10	41
Plastic Surgery	0	4	0	3	0	7
Dermatology	0	0	1	0	0	1
Oral Surgery	0	0	1	0	9	10
Breast Surgery	0	4	0	2	0	6
Ophthalmology	0	11	14	10	14	49
Cardiology	0	1	0	0	0	1
Anaesthetics	0	0	1	0	0	1
	6	50	70	71	68	265

Filtered By: Mon to Fri and Completed Theatre Cases

Report: TA01 Theatre Case Count By Theatre Case Specialty.rdl (version 1.01) generated on Monday, April 09, 2012 4:38 AM

Page 2 of 2

Parameters

From: 19/02/2012

To: 25/02/2012

Theatre Unit Desc: All

Case Type: All

Apply

As noted, this report is intended to be run on a weekly basis. Columns are each day in the week.

This report has a sub-report, TA02. Each Specialty Type is a hyperlink to TA02. Click the hyperlink to run the sub-report.

In the next section, the report example presented is the result of clicking on [General Surgery](#).

Theatre Cases Group

This group of reports provide analytics and detail for individual Theatre Cases.

Summary

- TA01 Theatre Case Count By Theatre Case Specialty
- **TA02 Specialty Theatre Case Durations - shown later**
- TA03 Theatre Case Count By Theatre
- TC01 Emergency Starts
- **TD01 Cancellation - Patient - Group Reason - shown later**
- TD02 Cancellation - Patient Details
- **TD03 Cancellation Comparisons - shown later**
- TD04 Cancellation KPIs
- TE01 Theatre Delays Summary
- **TE02 Theatre Delay Details - shown later**
- TE03 Theatre Delays Matrix
- TE04 Theatre Delay Sources
- TE05 Theatre Delays Comparisons

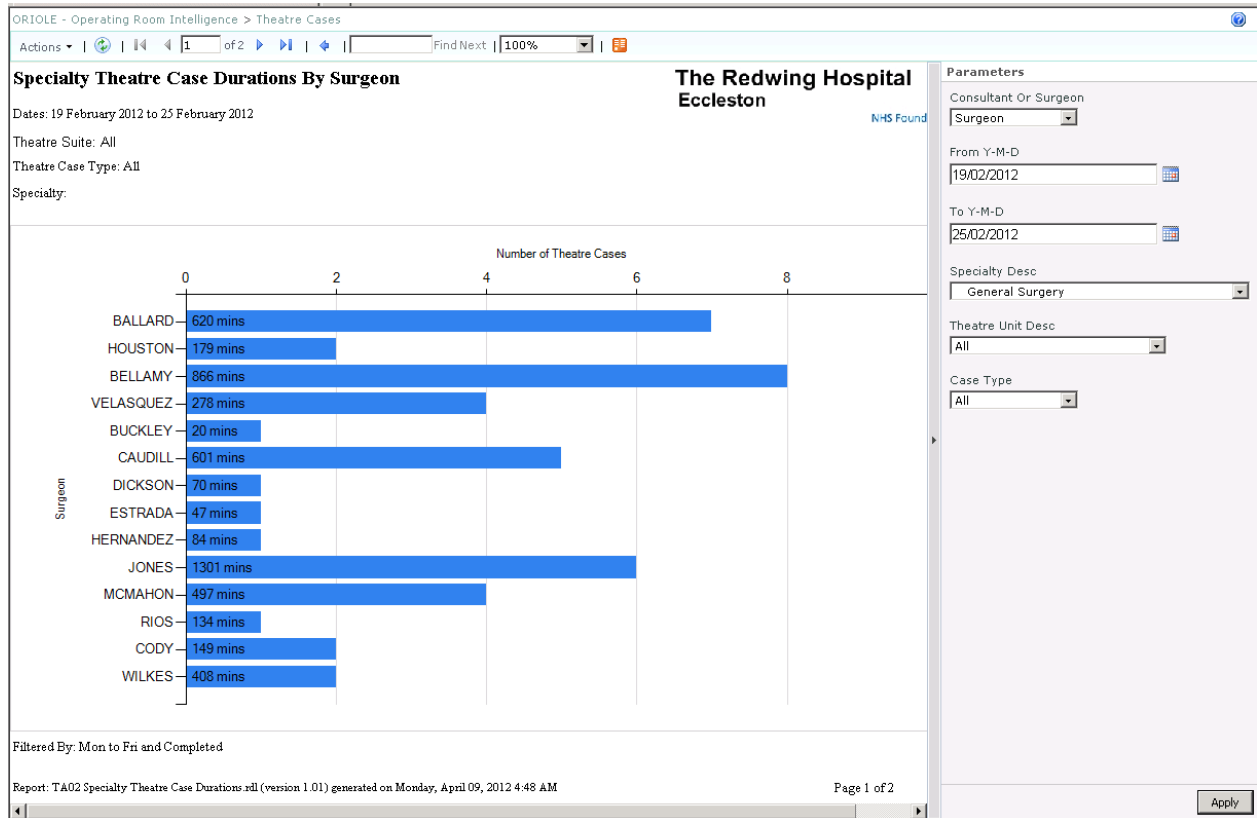
The screenshot displays the ORIOLE - Operating Room Intelligence web application. The browser window title is 'Theatre Cases - All Documents - Windows Internet Explorer'. The address bar shows the URL 'http://web1/Theatre%20Cases/Forms/AllItems.aspx'. The application header includes the ORIOLE logo, the text 'ORIOLE - Operating Room Intelligence', and a user profile 'PRS\Donna'. Below the header is a navigation bar with 'Site Actions', 'Browse', 'Documents', and 'Library' tabs. A search bar is also present. The main content area is titled 'Theatre Cases' and shows a list of documents. The left sidebar has a tree view with 'Theatre Sessions', 'Theatre Cases', 'Data Quality', and 'Error Reporting'. The document list has a 'Name' column and a list of report titles: TA01 Theatre Case Count By Theatre Case Specialty, TA02 Specialty Theatre Case Durations, TA03 Theatre Case Count By Theatre, TC01 Emergency Starts, TD01 Cancellation - Patient - Group Reason, TD02 Cancellation - Patient Details, TD03 Cancellation Comparisons, TD04 Cancellation KPIs, TE01 Theatre Delays Summary, TE02 Theatre Delay Details, TE03 Theatre Delays Matrix, TE04 Theatre Delay Sources, TE05 Theatre Delays Comparisons, and an 'Add document' link.

Name
TA01 Theatre Case Count By Theatre Case Specialty
TA02 Specialty Theatre Case Durations
TA03 Theatre Case Count By Theatre
TC01 Emergency Starts
TD01 Cancellation - Patient - Group Reason
TD02 Cancellation - Patient Details
TD03 Cancellation Comparisons
TD04 Cancellation KPIs
TE01 Theatre Delays Summary
TE02 Theatre Delay Details
TE03 Theatre Delays Matrix
TE04 Theatre Delay Sources
TE05 Theatre Delays Comparisons
Add document

TA02 Specialty Theatre Case Durations

This is a multi-part report. It can be invoked from TA01, or it can be invoked directly, from the menu.

There is one parameter particular to this report, which allows the data to be filtered by the Case Consultant, or by the Surgeon who performed the Primary Procedure. They are very often not the same person.



It is parameter-driven. The required parameters are:

- Consultant or Surgeon. The default is Case Consultant.
- Theatre Suite. All, or a specific unit. Can be entered, or passed over from TA01.
- Specialty. From a drop-down list, or from TA01.
- Case Type, All, or one of Elective, Emergency, or Trauma.
- Date From and Date To. Default is last week, but anything can be chosen.

Counts are provided in summary form:

ORIOLE - Operating Room Intelligence > Theatre Cases

Actions | 2 of 2 | Find Next | 100%

Specialty Theatre Case Durations By Surgeon

Dates: 19 February 2012 to 25 February 2012

Theatre Suite: All

Theatre Case Type: All

Specialty:

The Redwing Hospital Eccleston

NHS Found

Parameters

Consultant Or Surgeon: Surgeon

From Y-M-D: 19/02/2012

To Y-M-D: 25/02/2012

Specialty Desc: General Surgery

Theatre Unit Desc: All

Case Type: All

Surgeon	Duration	Count
JONES	1301	6
BALLARD	620	7
BELLAMY	866	8
CAUDILL	601	5
MCMAHON	497	4
VELASQUEZ	278	4
BUCKLEY	20	1
HERNANDEZ	84	1
WILKES	408	2
HOUSTON	179	2
DICKSON	70	1
ESTRADA	47	1
RIOS	134	1
CODY	149	2
		45

Filtered By: Mon to Fri and Completed

Report: TA02 Specialty Theatre Case Durations.rdl (version 1.01) generated on Monday, April 09, 2012 4:51 AM

Page 2 of 2

If the + is clicked to show hidden data, the details are revealed:

ORIOLE - Operating Room Intelligence > Theatre Cases

Actions | 2 of 2 | Find Next | 100%

Specialty Theatre Case Durations By Surgeon

Dates: 19 February 2012 to 25 February 2012

Theatre Suite: All

Theatre Case Type: All

Specialty:

The Redwing Hospital Eccleston

NHS Foundation Trust

Parameters

Consultant Or Surgeon: Surgeon

From Y-M-D: 19/02/2012

To Y-M-D: 25/02/2012

Specialty Desc: General Surgery

Theatre Unit Desc: All

Case Type: All

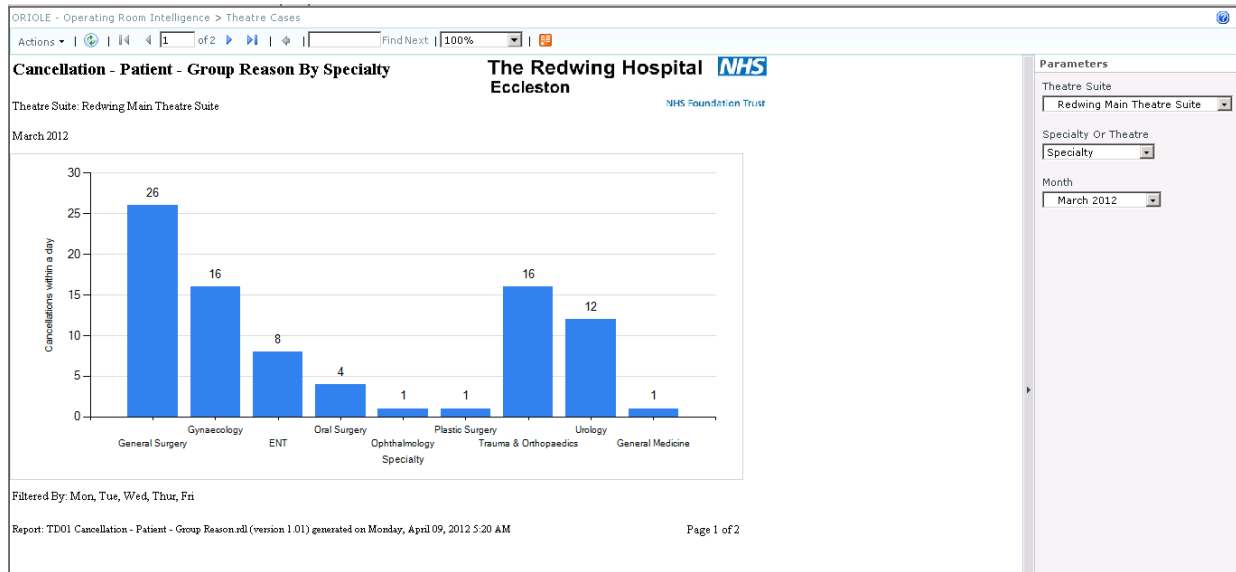
Surgeon	Monday	Tuesday	Wednesday	Thursday	Friday	Total						
	Duration	Count	Duration	Count	Duration	Count	Duration	Count	Duration	Count	Duration	Count
JONES	469	3	671	2	161	1			1301	6		
BALLARD			303	2	161	3			156	2	620	7
BELLAMY					187	3	422	2	257	3	866	8
CAUDILL					601	5					601	5
MCMAHON					157	2			340	2	497	4
VELASQUEZ					97	1	181	3			278	4
BUCKLEY							20	1			20	1
HERNANDEZ							84	1			84	1
WILKES							408	2			408	2
HOUSTON									179	2	179	2
DICKSON									70	1	70	1
ESTRADA									47	1	47	1
RIOS									134	1	134	1
CODY									149	2	149	2
												45

Filtered By: Mon to Fri and Completed

Report: TA02 Specialty Theatre Case Durations.rdl (version 1.01) generated on Monday, April 09, 2012 4:51 AM

Page 2 of 2

TD01 Cancellation - Patient - Group Reason



ORIOLE - Operating Room Intelligence > Theatre Cases

Actions | 2 of 2 | Find Next | 100%

Cancellation - Patient - Group Reason By Specialty

The Redwing Hospital NHS
Eccleston NHS Foundation Trust

Theatre Suite: Redwing Main Theatre Suite

March 2012

Specialty	Consultant	Red Shortage	Clinical	D.N.A.	Equipment	Non-Clinical	Total
General Surgery		18	1			7	26
Gynaecology		7	4		1	4	16
ENT		3	2			3	8
Oral Surgery		2	2				4
Ophthalmology		1		1			1
Plastic Surgery		1					1
Trauma & Orthopaedics		5	2			9	16
Urology		1	3	1		7	12
General Medicine						1	1
Total	85	37	14	2	1	31	85

Filtered By: Mon, Tue, Wed, Thurs, Fri

Report: TD01 Cancellation - Patient - Group Reason.rdl (version 1.01) generated on Monday, April 09, 2012 5:20 AM

Page 2 of 2

ORIOLE - Operating Room Intelligence > Theatre Cases

Actions | 2 of 2 | Find Next | 100%

Cancellation - Patient - Group Reason By Specialty

The Redwing Hospital NHS
Eccleston NHS Foundation Trust

Theatre Suite: Redwing Main Theatre Suite

March 2012

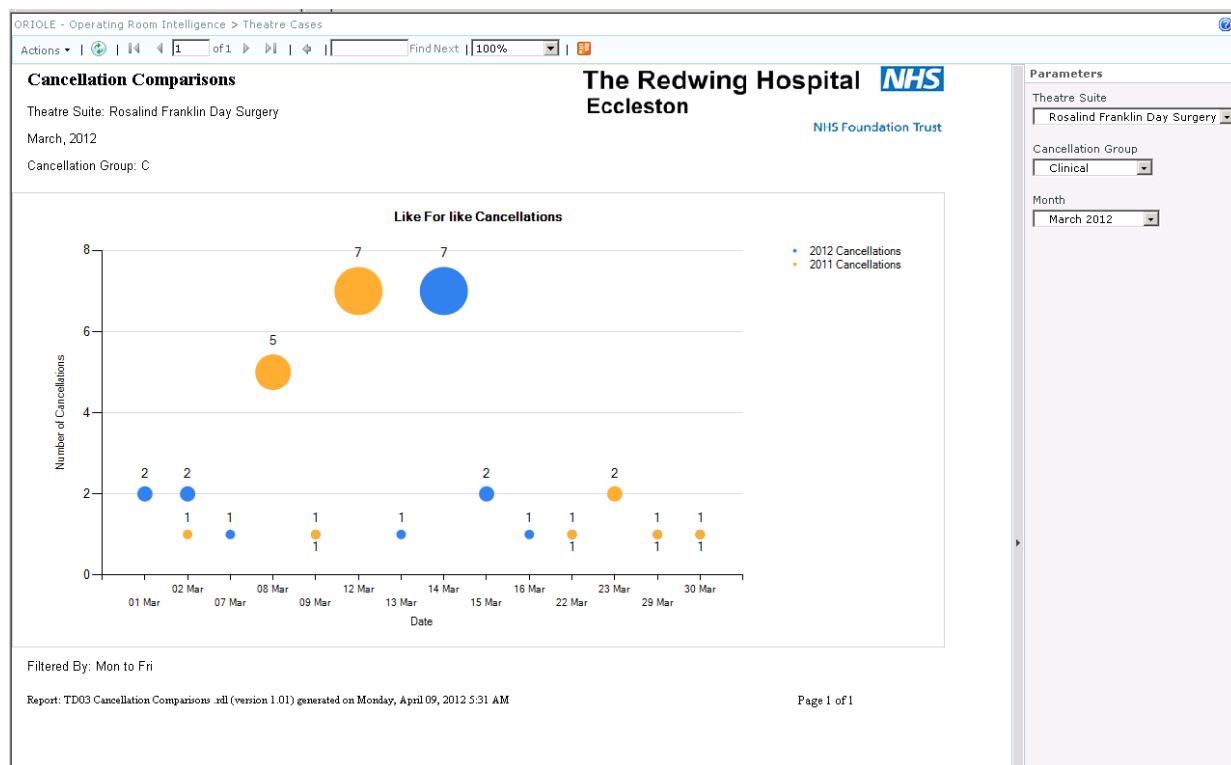
Specialty	Consultant	Red Shortage	Clinical	D.N.A.	Equipment	Non-Clinical	Total
General Surgery	BELLAMY	1					1
	FREDERICK	1				1	2
	HERNANDEZ	1				1	2
	JONES	1				1	2
	RIOS	4				2	6
	STEVENSON	3	1			1	5
	THOMSON	3					3
	WILKES	4				1	5
	26	18	1			7	26
Gynaecology		7	4		1	4	16
ENT		3	2			3	8
Oral Surgery		2	2				4
Ophthalmology		1		1			1
Plastic Surgery		1					1
Trauma & Orthopaedics		5	2			9	16
Urology		1	3	1		7	12
General Medicine						1	1
Total	85	37	14	2	1	31	85

Filtered By: Mon, Tue, Wed, Thurs, Fri

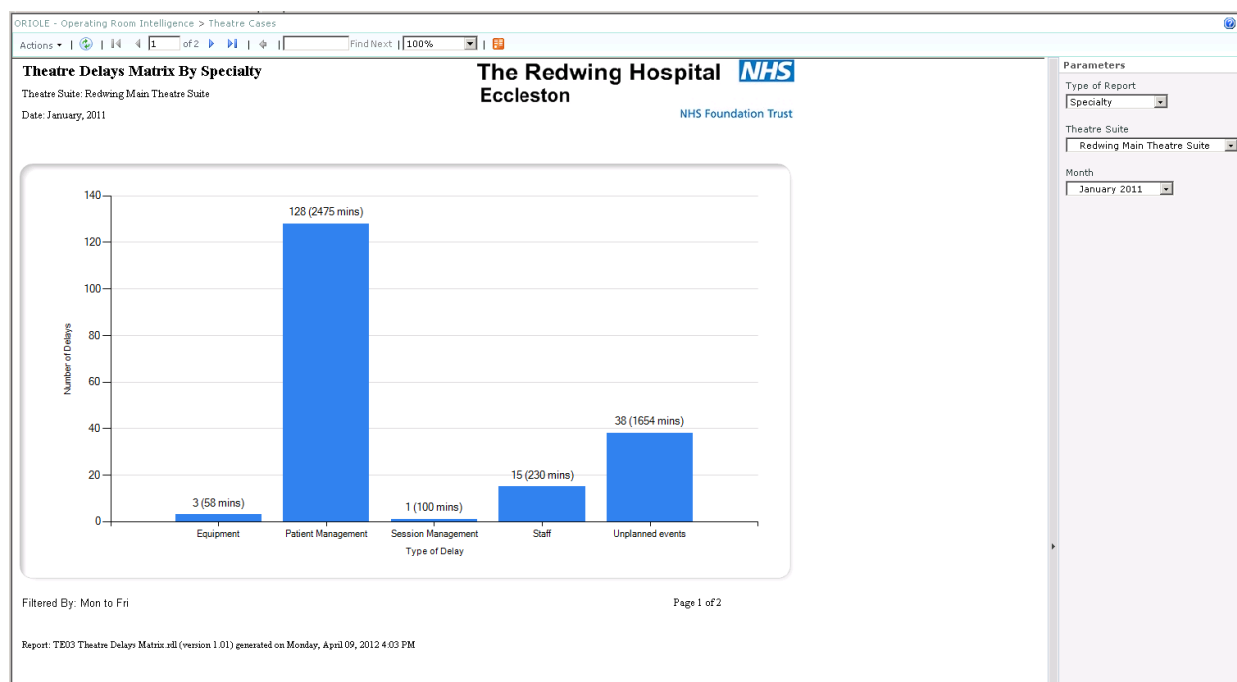
Report: TD01 Cancellation - Patient - Group Reason.rdl (version 1.01) generated on Monday, April 09, 2012 5:20 AM

Page 2 of 2

TD03 Cancellation Comparisons



TE03 Theatre Delays Matrix



ORIOLE - Operating Room Intelligence > Theatre Cases

Actions: 1 of 2 100% Find Next

Theatre Delays Matrix By Specialty

Theatre Suite: Redwing Main Theatre Suite
Date: January, 2011

The Redwing Hospital NHS

Eccleston

NHS Foundation Trust

Parameters

Type of Report: Specialty

Theatre Suite: Redwing Main Theatre Suite

Month: January 2011

	Equipment			Patient Management			Session Management			Staff			Unplanned events			Total	
	Count	Avg (mins)	Total (mins)	Count	Avg (mins)	Total (mins)	Count	Avg (mins)	Total (mins)	Count	Avg (mins)	Total (mins)	Count	Avg (mins)	Total (mins)	Count	Avg (mins)
Anaesthetics				1	12	12							1	14	14	2	26
Breast Surgery				10	59	238				1	17	17				11	255
Colorectal Surgery	1	21	21	1	14	14							1	12	12	3	47
ENT				6	14	83				2	9	18				8	101
General Surgery	1	25	25	45	105	943	1	100	100	1	12	12	13	310	1,116	61	2,196
Gynaecology				17	67	275				1	16	16	8	52	121	26	412
Ophthalmology				2	19	37										2	37
Oral Surgery				1	56	56										1	56
Trauma & Orthopaedics	1	12	12	30	38	570				8	31	134	12	58	345	51	1,061
Urology				15	62	247				2	17	33	3	15	46	20	326
Total	3		38	128		2,475	1		100	15		230	38		1,654	185	4,517

Filtered By: Mon to Fri

Page 2 of 2

Report: TE03 Theatre Delays Matrix.rdl (version 1.01) generated on Monday, April 09, 2012 4:03 PM

Data Quality Group

This group of reports shows input data (to compensate for lack of reporting from the operational system) and data of questionable quality. These group of reports is meant to be fed back to the persons putting the data in, for their review and action as necessary.

Summary

- TAUD Audit Log
- **TDQ1 Data Entry- Listing By Theatre and Type - All Theatre Cases - shown later**
- TDQ2 Data Entry- Listing By Scheduled Start
- TQ22 Theatre Case Returns and Duplicates
- **TQ32 Aged Data Entry - shown later**
- TQ51 Sessions Count

The screenshot shows a web browser window titled "Data Quality - All Documents - Windows Internet Explorer". The address bar shows the URL "http://web1/Data%20Quality/Forms/AllItems.aspx". The browser's toolbar includes navigation buttons, a search bar with "Bing", and various utility icons. The page header features the ORIOLE logo (a bird) and the text "ORIOLE - Operating Room Intelligence". A user profile "PRS\Donna" is visible in the top right. Below the header, there is a "Site Actions" menu with a "Browse" button and a search bar labeled "Search this site...". The main content area is titled "Data Quality" and contains a list of reports. A left-hand navigation pane lists categories: "Theatre Sessions", "Theatre Cases", "Data Quality" (which is highlighted), and "Error Reporting". The main list of reports includes: "TAUD Audit Log", "TDQ1 Data Entry- Listing By Theatre and Type - All Theatre Cases" (highlighted in light blue), "TDQ2 Data Entry- Listing By Scheduled Start", "TQ22 Theatre Case Returns and Duplicates" (highlighted in light blue), "TQ31 Aged Inpatient Waiting" (with a green "NEW" icon), "TQ32 Aged Data Entry" (highlighted in light blue), "TQ51 Sessions Count", and an "Add document" link with a plus icon.

Name
TAUD Audit Log
TDQ1 Data Entry- Listing By Theatre and Type - All Theatre Cases
TDQ2 Data Entry- Listing By Scheduled Start
TQ22 Theatre Case Returns and Duplicates
TQ31 Aged Inpatient Waiting NEW
TQ32 Aged Data Entry
TQ51 Sessions Count
+ Add document

TDQ1 Data Entry- Listing By Theatre and Type - All Theatre Cases

This report reflects daily data entry, and it should be used both as a training aid, and as a periodic audit report to ensure consistency and quality of data entry.

The contents should be compared to data as entered.

ORIOLE - Operating Room Intelligence > Data Quality

Actions | 1 | 2 | 3 | 4 | 5 | 6 | 7 | 8 | 9 | 10 | 11 | 12 | 13 | 14 | 15 | 16 | 17 | 18 | 19 | 20 | 21 | 22 | 23 | 24 | 25 | 26 | 27 | 28 | 29 | 30 | 31 | 32 | 33 | 34 | 35 | 36 | 37 | 38 | 39 | 40 | 41 | 42 | 43 | 44 | 45 | 46 | 47 | 48 | 49 | 50 | 51 | 52 | 53 | 54 | 55 | 56 | 57 | 58 | 59 | 60 | 61 | 62 | 63 | 64 | 65 | 66 | 67 | 68 | 69 | 70 | 71 | 72 | 73 | 74 | 75 | 76 | 77 | 78 | 79 | 80 | 81 | 82 | 83 | 84 | 85 | 86 | 87 | 88 | 89 | 90 | 91 | 92 | 93 | 94 | 95 | 96 | 97 | 98 | 99 | 100 | Find Next | 100%

Data Entry- Listing By Theatre and Type - All Theatre Cases

The Redwing Hospital

NHS

NHS Foundation Trust

Parameters

Suite
[Redwing Main Theatre Suite ▼]

Date
[05/10/2011 ▼]

RMTS

05 October 2011

Theatre	Case Type	Case Status	Booking Status	Oper Status	LPID	Surname	Session	Descrip	Anaes	Case Sent For	Case In Suite	Case Start Scheduled	Case Start Actual	Case Finish	Canc	Cancel Reason	Can 1 Day	Surg Dur	OR Dur	
RT1	Elective	Booking Only	Cancelled	No Operation	H708014	BERGERON	1724					14:00			99	NO WARD BED	1			
	Elective	Booking Only	Cancelled	No Operation	H730923	FINLEY	1724					14:00			85	PATIENT UNFIT	1			
	Elective	Booking Only	Cancelled	No Operation	H324180	WHITTEN	1723					10:16			99	NO WARD BED	1			
	Elective	Booking Only	Cancelled	No Operation	H688953	LACY	1723					9:00			92	UNFIT PATIENT H	1			
	Elective	Booked Operation	Completed	Completed	H536444	HORN	1723	MANIPULATION NA		10:41	11:02	9:00	11:12	11:36	0		0	17	24	
	Elective	Booked Operation	Completed	Completed	H292438	WOLFF	1724	RIGHT MASTECTOM				14:56	14:00	15:13	17:05	0		0	99	112
	Elective	Booked Operation	Completed	Completed	H524870	GARLAND	1724	RIGHT MASTECTOM		17:00	17:12	16:22	17:26	18:54	0		0	74	88	
RT2	Elective	Booking Only	Cancelled	No Operation	H40302	JEAN	1910					14:00			99	NO WARD BED	1			
	Elective	Booking Only	Cancelled	No Operation	H403457	CAPPS	1909					8:30			99	NO WARD BED	1			
	Elective	Booking Only	Cancelled	No Operation	H761978	VOSS	1909					8:30			99	NO WARD BED	1			
	Emergency	Booking Only	Cancelled	No Operation	H278722	MADRID	1910					14:00			99	NO WARD BED	1			
RT3	Elective	Booking Only	Cancelled	No Operation	H756682	KEMP	2036					10:54			99	NO WARD BED	1			
	Elective	Booked Operation	Completed	Completed	H745116	AMES	2036	LEFT FURLONG T			8:39	8:30	9:15	11:11	0		0	80	116	
	Elective	Booked Operation	Completed	Completed	H75101	RAINES	2036	ASPIRATION + RE		11:03	11:23	10:54	11:37	12:16	0		0	29	39	
	Elective	Booked Operation	Completed	Completed	H2089	STANLEY	2037	2ND STAGE REVIS		12:54	13:03	13:30	13:33	17:01	0		0	180	208	
RT4	Elective	Booked Operation	Completed	Completed	H763872	MILTON	2154	IM NAIL RIGHT T		8:26	8:34	8:30	9:00	11:28	0		0	125	148	
	Elective	Booked Operation	Completed	Completed	H696988	PERSON	2154	OSTEOTOMY PLATI		11:14	11:29	9:44	11:45	12:56	0		0	55	71	
	Urgent/Trauma	Booked Operation	Completed	Completed	H364894	LEON	2155	IM NAILING RIGH		13:10	13:32	14:00	14:46	17:02	0		0	77	136	
RT5	Elective	Booking Only	Cancelled	No Operation	H330614	ERWIN	2397					8:30			99	NO WARD BED	1			
	Elective	Booking Only	Cancelled	No Operation	H543866	HAWK	2397					8:30			99	NO WARD BED	1			
	Elective	Booking Only	Cancelled	No Operation	H683378	DUGAN	2397					8:30			99	NO WARD BED	1			
	Elective	Booking Only	Cancelled	No Operation	H87419	JOHNSTON	2398					14:32			99	NO WARD BED	1			
	Elective	Booked Operation	Completed	Completed	H714630	NICHOLSO	2398	PREPUTIAL ADHES			13:56	14:00	14:23	14:36	0		0	6	13	
	Elective	Booked Operation	Completed	Completed	H437775	INMAN	2398	RIGHT RETROGRAD			14:51	14:32	15:25	16:04	0		0	7	39	
RT6	Elective	Booked Operation	Completed	Completed	H611820	JAMES	2497	PATIENT DIED IN		8:47	8:57	9:00	9:34	13:55	0		0	255	261	
RT7	Emergency	Booking Only	Booked	No Operation	H808574	GAGNE	0					0:00			0		0			
	Emergency	Booked Operation	Completed	Completed	H317429	STILES	0	INCISION AND DR	GA		9:57	0:00	10:16	11:01	0		0	13	45	

Report: TDQ1 Data Entry- Listing By Theatre and Type - All Theatre Cases - All (version 0.9) generated on Sunday, April 08, 2012 3:00 AM

Page 1 of 1


It is parameter-driven. The required parameters are:

- Theatre Unit
- Date

Typically, each theatre unit is responsible for policing its own data quality, and therefore the parameters selected to run the report would be run to reflect that.

TQ32 Aged Data Entry

This is a summary of problem issues.

ORIOLE - Operating Room Intelligence > Data Quality			
Actions ▾	1 of 1	Find Next	100%
Aged Data Entry		The Redwing Hospital 	
		Eccleston	
		NHS Foundation Trust	
Error Reason	2010	2011	2012
TQ01 Completed AND cancelled		1	1
TQ01 Not complete AND not cancelled	63	57	21
TQ01 Unknown case type	27	6	3
Report: TQ32 Aged Data Entry.rdl (version 1.01) generated on Sunday, April 08, 2012 4:17 AM			
			Page 1 of 1

Error Reporting Group

This group of reports show data that has errors which mean it cannot be loaded to the data warehouse. Like Data Quality reporting, this group of report is meant to be fed back to the persons putting the data in, for their action.

Summary

- TQ01 Theatre Case Data Errors
- **TQ02 Theatre Case Procedure Data Errors - shown later**
- TQ03 Session Closure Data Errors
- TQ04 Patient Booking Data Errors
- TQ05 Theatre Case Cancellation Data Errors
- TQ07 Theatre Case Delay Data Errors
- TQ08 Anaesthetic Data Errors
- TQ21 Invalid Theatre Case Status Combinations

The screenshot shows the ORIOLE - Operating Room Intelligence web application in a Windows Internet Explorer browser. The address bar shows the URL: <http://web1/Error%20Reporting/Forms/AllItems.aspx>. The page has a blue header with the ORIOLE logo and the text "ORIOLE - Operating Room Intelligence". Below the header, there is a navigation bar with "Site Actions", "Browse", "Documents", and "Library" tabs. A search bar is also present. The main content area is titled "Error Reporting" and shows a list of error reports under the "All Documents" filter. The list includes:

Name
TQ01 Theatre Case Data Errors
TQ02 Theatre Case Procedure Data Errors
TQ03 Session Closure Data Errors
TQ04 Patient Booking Data Errors
TQ05 Theatre Case Cancellation Data Errors
TQ07 Theatre Case Delay Data Errors
TQ08 Anaesthetic Data Errors
TQ21 Invalid Theatre Case Status Combinations

At the bottom of the list, there is a link to "Add document".

TQ02 Theatre Case Procedure Data Errors

This data is just plain wrong and needs fixing.

ORIOLE - Operating Room Intelligence > Error Reporting							
Actions 7 of 14 Find Next 100%							
Theatre Case Procedure Data Errors				The Redwing Hospital Eccleston <small>NHS Foundation Trust</small>			
Error	Theatre Case ID	Procedure ID	In Suite Date/Time	Procedure Start Time	Procedure Finish Time	Consultant	Procedure Description
No matching Theatre Case	47684	48834		1/31/2012 4:20:00 PM	1/31/2012 5:10:00 PM	WOODALL	Excision of submandibular gland
	47696	48846		2/1/2012 9:15:00 AM		LEDBETTER	Primary total prosthetic replacement of hip joint NEC
	47669	49031		2/3/2012 3:25:00 PM	2/3/2012 3:50:00 PM	MARCUM	Other vein related operations
	48124	49292		2/10/2012 9:19:00 AM	2/10/2012 10:00:00 AM	FREDERICK	Circumcision
	48458	49636		2/16/2012 4:11:00 PM	2/16/2012 4:42:00 PM	RIGGS	Unspecified diagnostic endoscopic examination of urethra
	48570	49755		2/20/2012 12:26:00 PM	2/20/2012 12:39:00 PM	CHASE	Other specified microtherapeutic endoscopic operations on larynx
	48602	49788		2/21/2012 10:00:00 AM	2/21/2012 12:55:00 PM	MCMAHON	Subtotal excision of colon
	48635	49822		1/23/2012 11:46:00 AM	1/23/2012 12:00:00 PM	BOND	Rectal needle biopsy of prostate
	48638	49825		1/23/2012 12:10:00 PM	1/23/2012 12:15:00 PM	BOND	Unspecified diagnostic endoscopic examination of bladder
	48904	50098		2/27/2012 9:20:00 AM	2/27/2012 12:01:00 PM	BEGAY	Repair of vesicovaginal fistula
	48965	50163		2/28/2012 10:00:00 AM	2/28/2012 10:25:00 AM	HOUSER	Endoscopic retrograde pyelography
	49036	50235		2/29/2012 10:32:00 AM	2/29/2012 10:55:00 AM	ENGLAND	Endoscopic insertion of tubal prosthesis into ureter NEC
	49168	50368		3/2/2012 9:30:00 AM	3/2/2012 9:41:00 AM	GUIDRY	Unspecified diagnostic endoscopic examination of colon
	49332	50537		3/7/2012 9:56:00 AM	3/7/2012 10:04:00 AM	CHASE	Unspecified diagnostic endoscopic examination of lower respiratory tract using rigid bronchoscope
	49815	51020		3/16/2012	3/16/2012	NORMAN	Unspecified removal of other substance from skin
Null Start Date	50464	51679		3/29/2012 3:55:00 PM	3/29/2012 4:16:00 PM	WEBBER	Extraction of multiple teeth NEC
	0	813				Unknown	Primary open reduction of fracture of long bone and fixation using rigid nail NEC
		2810				Unknown	Unspecified excision of tonsil
		6737				Unknown	EXPLORATORY LAPAROTOMY NEC
		9889				Unknown	Primary open reduction of fracture of neck of femur and open fixation using pin and plate
		14802				Unknown	Phacoemulsification of lens
		14803				Unknown	Cataract extraction & IOL
		14804				Unknown	Cataract extraction & IOL
		22795				Unknown	Orchidectomy NEC
		22796				Unknown	Orchidectomy NEC
		22797				Unknown	Orchidectomy NEC
		24506				Unknown	Primary total prosthetic replacement of hip joint using cement
		42584				Unknown	Endoscopic insertion of tubal prosthesis into ureter NEC
		42585				Unknown	Endoscopic insertion of tubal prosthesis into ureter NEC
		42586				Unknown	Endoscopic insertion of tubal prosthesis into ureter NEC
		51106				Unknown	Primary open reduction of fracture of small bone and fixation using screw
	48	47				WILKES	Extended right hemicolectomy and end to end anastomosis
	86	93				WEISS	Other specified other operations on sympathetic nerve
	98	105				BELLAMY	Unspecified diagnostic endoscopic examination of peritoneum
	183	205				RIOS	LIGATION OF SHORT SAPHEOUS VEIN
	220	243				HOUSTON	Exploration of other skin of other site
	225	248				MASSEY	Primary repair of tendon
	249	274				MAY	IRRIGATION OF NASOLACRIMAL DUCT
	439	482				VERA	EXCISION OF LESION OF EYELID

Report: TQ02 Theatre Case Procedure Data Errors.rdl (version 1.01) generated on Sunday, April 08, 2012 5:24 AM

Page 7 of 14